

Scaled data based on original data using
LM-79-08 Approved Method: Electrical and Photometric Measurements of Solid-
State Lighting Products

Test Report Prepared for
Cooper Lighting Solutions
(formerly Eaton)

Brand: McGRAW-EDISON

Report Number: P270214

Luminaire Tested: **GWC-AF-02-LED-E1-SL4-7027-600**

Issue Date: 3/3/2020

Test Information

Test Method: LM-79-08
Report Number: P270214
TEST IS SCALED FROM IESNA LM-79-08 TEST DATA (P24294)
Test Lab: INNOVATION CENTER P2
Issue Date: 3/3/2020
Manufacturer: COOPER LIGHTING SOLUTIONS (FORMERLY EATON)
Product Line: MCGRAW-EDISON
Catalog Number: GWC-AF-02-LED-E1-SL4-7027-600
Description: GALLEON WALL LUMINAIRE
(2) 70 CRI, 2700K, 615mA LIGHTSQUARES WITH 16 LEDS EACH AND TYPE IV SPILL
LIGHT ELIMINATOR OPTICS
Light Source: -
Ballast/Driver: ELECTRONIC DRIVER

Summary

Lumens per Lamp: N/A
Luminaire Lumens: 6755.5 lumens
Efficiency: N/A
Efficacy: 102.4 lumens/watt
Luminous Opening: Rectangular (W 1' x L: 0.5' x H: 0')
IES Classification: Type IV - Short - Semi-Cutoff
BUG Rating: B1 - U0 - G2

Input Watts (W): 66
Input Voltage (V): NR
Input Current (Ain): NR
Voltage Rise (V): NR
Power Factor: NR
Total Harmonic Distortion (THDi): NR
Frequency (hertz): 60
Stabilization Time: NR
Operation Time: NR
Ambient Temperature (°C): NR
Test Distance: 25 FT

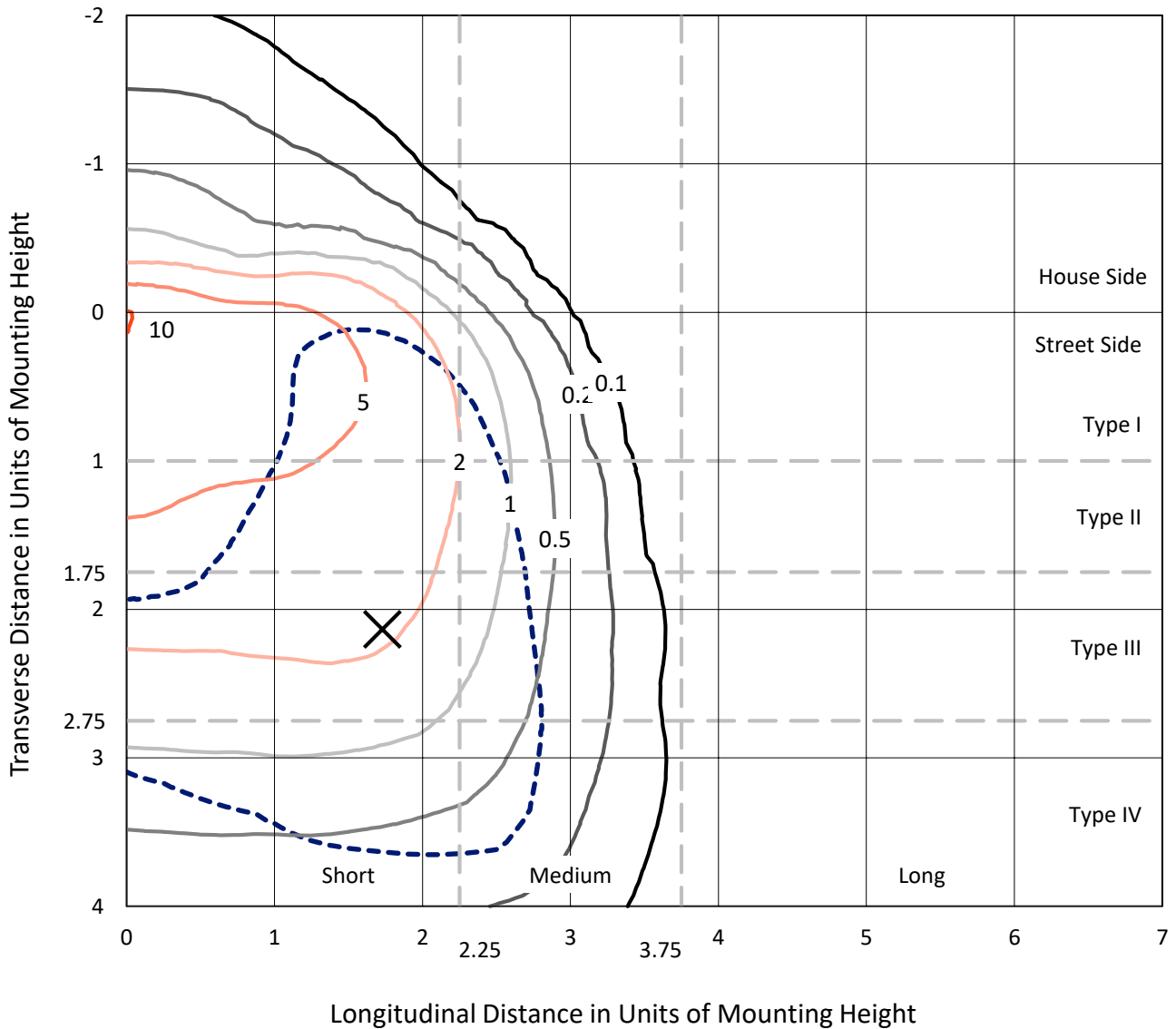


REPORT NUMBER: P270214

CATALOG NUMBER: GWC-AF-02-LED-E1-SL4-7027-600

Iso-Footcandle Lines of Horizontal Illumination

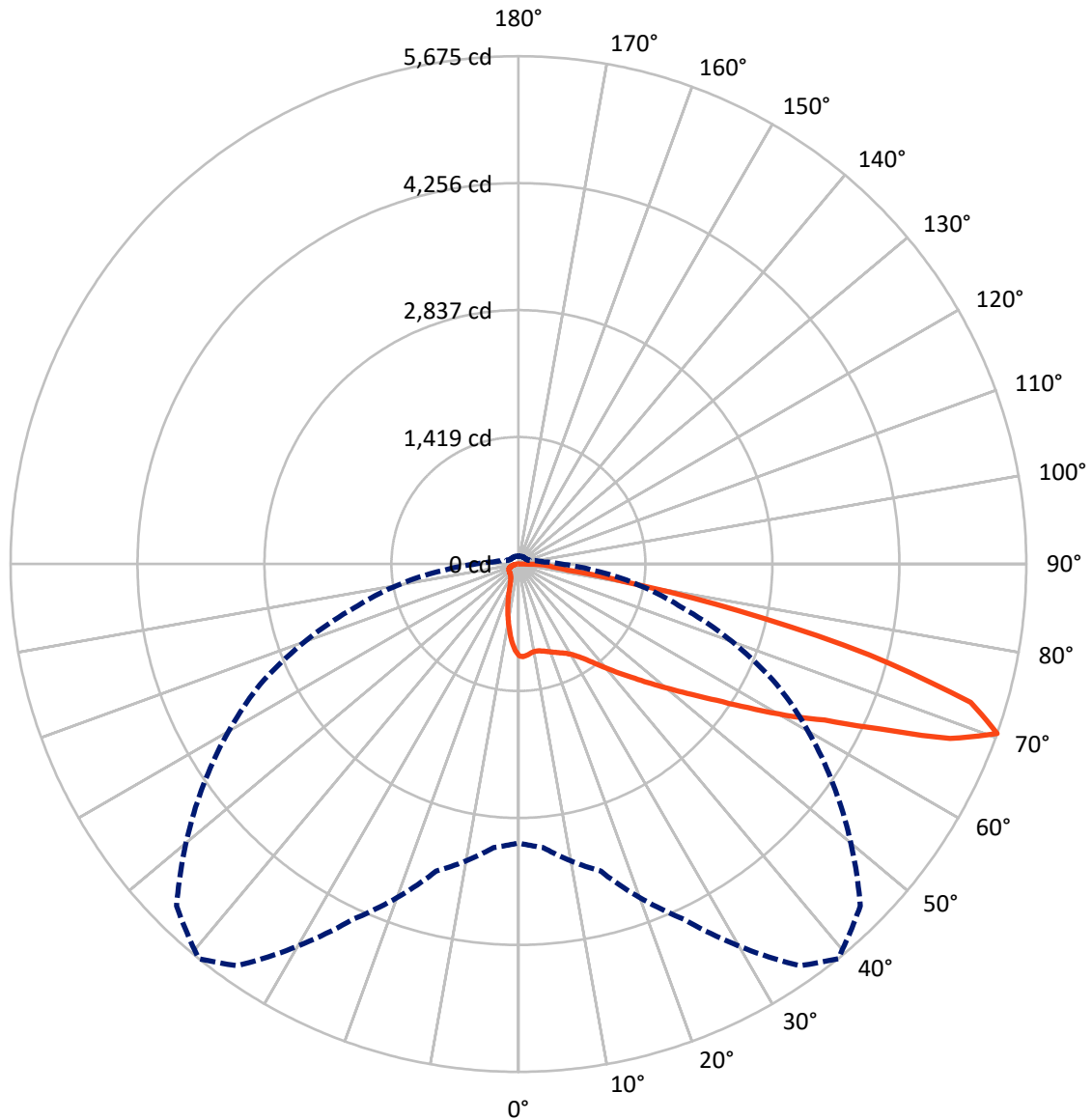
× Max cd
 - - - 1/2 Max cd



Based on 10 foot mounting height. Maximum calculated value = 10.3 fc
 Type IV - Short - Semi-Cutoff

REPORT NUMBER: P270214
CATALOG NUMBER: GWC-AF-02-LED-E1-SL4-7027-600

Luminous Intensity Polar Plot



— Vertical Plane Through 39-Deg Lateral - - - Horizontal Cone Through 70-Deg Vertical

REPORT NUMBER: P270214

CATALOG NUMBER: GWC-AF-02-LED-E1-SL4-7027-600

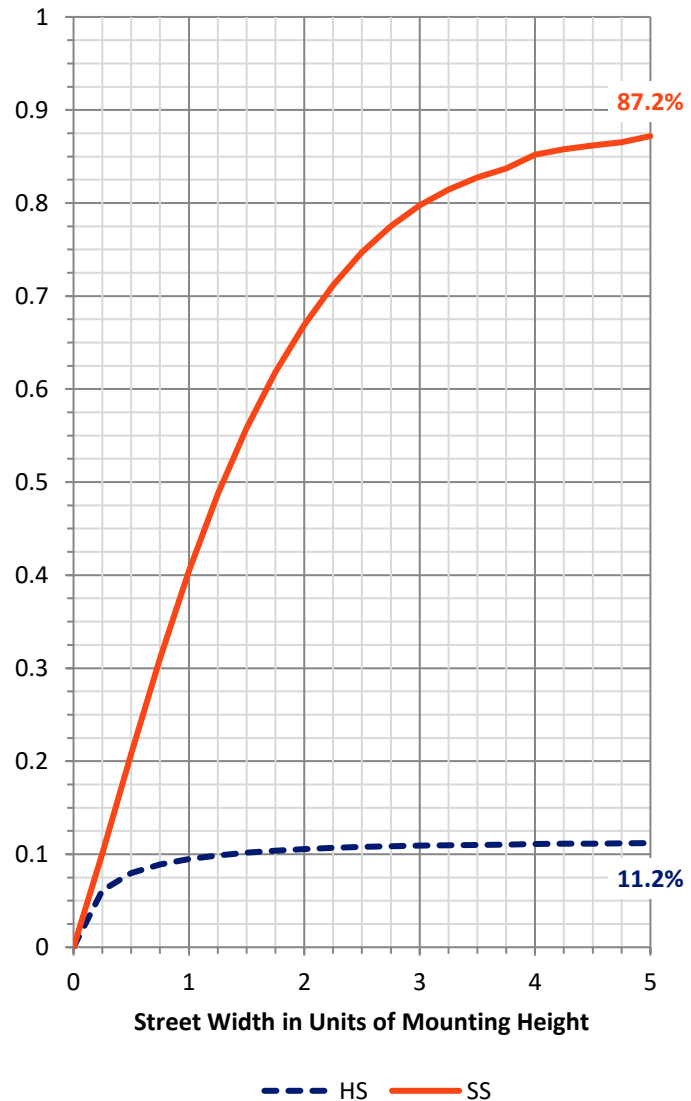
FLUX DISTRIBUTION:

		Downward	Upward	Total
House Side	Lumens	768.3	0.0	768.3
	% Fixture	11.4	0.0	11.4
Street Side	Lumens	5987.2	0.0	5987.2
	% Fixture	88.6	0.0	88.6
Total	Lumens	6755.5	0.0	6755.5
	% Fixture	100.0	0.0	100.0

Coefficient of Utilization

ZONAL LUMENS:

Zone	Lumens	% Fixture
0°-10°	88.0	1.3
10°-20°	220.0	3.3
20°-30°	342.5	5.1
30°-40°	533.6	7.9
40°-50°	895.9	13.3
50°-60°	1423.2	21.1
60°-70°	1898.4	28.1
70°-80°	1146.4	17.0
80°-90°	207.5	3.1
90°-100°	0.0	0.0
100°-110°	0.0	0.0
110°-120°	0.0	0.0
120°-130°	0.0	0.0
130°-140°	0.0	0.0
140°-150°	0.0	0.0
150°-160°	0.0	0.0
160°-170°	0.0	0.0
170°-180°	0.0	0.0
0°-90°	6755.5	100.0
0°-180°	6755.5	100.0



REPORT NUMBER: P270214

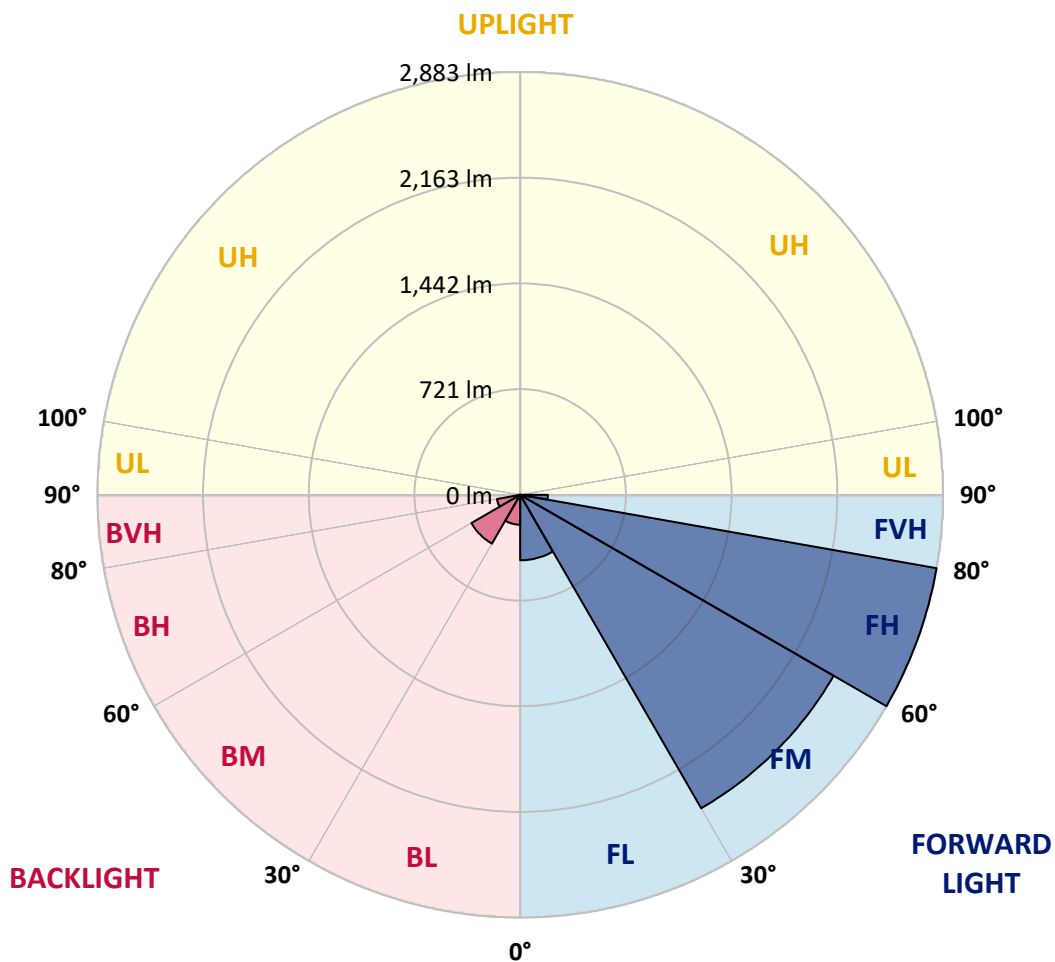
CATALOG NUMBER: GWC-AF-02-LED-E1-SL4-7027-600

LUMINAIRE CLASSIFICATION SYSTEM LUMEN TABLE AND BUG RATING:

Zone		Lumens	% Fixture	Zone Rating/Lumen Limit		
				B	U	G
FL	(0°-30°)	446.7	6.6			
FM	(30°-60°)	2468.2	36.5			
FH	(60°-80°)	2883.5	42.7			G2/5000
FVH	(80°-90°)	188.8	2.8			G2/225
BL	(0°-30°)	203.8	3.0	B1/500		
BM	(30°-60°)	384.5	5.7	B1/1000		
BH	(60°-80°)	161.3	2.4	B1/500		G1/500
BVH	(80°-90°)	18.7	0.3			G1/100
UL	(90°-100°)	0.0	0.0		U0/0	
UH	(100°-180°)	0.0	0.0		U0/0	

BUG Rating: B1-U0-G2

Type IV Short





REPORT NUMBER: P270214

CATALOG NUMBER: GWC-AF-02-LED-E1-SL4-7027-600

CANDELA DISTRIBUTION (FULL):

	0°	5°	15°	25°	35°	39°	45°	55°	65°	75°	85°
0°	1025.5	1025.5	1025.5	1025.5	1025.5	1025.5	1025.5	1025.5	1025.5	1025.5	1025.5
2.5°	1045.4	1045.2	1042.5	1040.3	1038.6	1037.9	1039.2	1034.2	1029.6	1024.2	1018.4
5°	1037.6	1037.3	1032.8	1028.6	1024.5	1023.2	1022.8	1013.6	1008.1	999.9	988.9
7.5°	1029.0	1027.3	1021.5	1014.5	1007.4	1003.9	1000.5	988.6	982.3	974.1	961.4
10°	1020.0	1018.0	1012.5	1005.7	998.8	993.6	987.9	976.2	969.6	963.4	948.7
12.5°	1010.9	1009.1	1007.7	1004.7	999.9	995.4	990.9	980.9	974.1	966.8	949.7
15°	1009.4	1008.7	1011.9	1013.8	1011.1	1008.3	1003.5	995.1	987.9	980.6	958.3
17.5°	1020.5	1020.0	1028.0	1033.5	1032.2	1027.3	1020.7	1011.1	1005.4	999.2	971.3
20°	1044.5	1046.2	1055.8	1063.1	1056.1	1049.3	1038.6	1025.2	1022.1	1019.3	984.7
22.5°	1089.9	1091.5	1098.4	1101.1	1083.3	1073.4	1058.6	1041.3	1039.2	1041.3	1000.8
25°	1160.6	1158.9	1157.8	1147.6	1114.8	1099.4	1080.5	1062.7	1063.8	1072.9	1023.4
27.5°	1254.4	1245.1	1230.7	1199.7	1147.9	1130.6	1107.7	1091.3	1097.6	1115.5	1057.6
30°	1351.5	1341.2	1307.9	1257.4	1191.2	1172.3	1146.4	1127.9	1145.1	1173.2	1102.8
32.5°	1441.5	1440.2	1391.4	1326.4	1250.9	1234.5	1208.7	1187.6	1215.5	1258.4	1170.9
35°	1539.8	1542.8	1484.4	1406.4	1331.6	1314.5	1296.0	1280.2	1317.3	1376.3	1269.5
37.5°	1644.8	1651.1	1582.1	1494.2	1423.6	1416.4	1405.5	1398.7	1456.0	1537.7	1407.1
40°	1785.3	1779.2	1683.3	1593.1	1536.7	1536.3	1532.9	1541.1	1636.6	1748.6	1584.2
42.5°	1935.8	1917.6	1790.9	1699.1	1660.6	1672.4	1679.2	1712.9	1854.0	2004.7	1799.8
45°	2097.9	2056.9	1902.5	1811.4	1798.3	1823.1	1846.5	1919.7	2109.8	2296.4	2036.1
47.5°	2227.3	2187.9	2017.9	1929.3	1957.8	1995.2	2040.2	2155.9	2396.4	2597.7	2269.3
50°	2329.5	2303.7	2134.4	2066.6	2133.3	2191.0	2264.4	2423.4	2694.5	2890.9	2485.3
52.5°	2428.3	2409.1	2251.8	2207.4	2339.4	2419.0	2518.9	2710.6	3000.2	3179.6	2667.0
55°	2517.6	2503.8	2378.2	2382.9	2581.9	2685.6	2811.2	3037.6	3333.3	3436.7	2820.9
57.5°	2618.3	2600.8	2522.4	2603.2	2893.4	3027.9	3191.5	3405.1	3646.0	3665.4	2938.0
60°	2719.6	2704.4	2682.5	2857.2	3289.1	3430.5	3585.4	3761.4	3963.0	3843.0	2931.2
62.5°	2807.6	2809.2	2848.0	3124.1	3676.5	3840.3	4029.2	4203.0	4249.7	3874.0	2714.4
65°	2956.6	2983.7	3099.4	3502.0	4221.9	4441.0	4672.9	4645.0	4329.1	3585.1	2249.7
67.5°	3133.7	3181.5	3416.2	4005.5	4911.3	5202.2	5291.8	4744.9	4011.3	2914.3	1603.7
70°	3116.0	3181.5	3552.8	4380.9	5479.3	5674.5	5402.3	4294.3	3185.3	1903.9	851.9
72.5°	2767.0	2860.7	3274.3	4208.9	5300.4	5283.2	4690.1	3201.5	1892.5	764.5	332.8
75°	2109.0	2203.7	2559.5	3325.2	4189.2	4045.0	3328.0	1768.6	718.1	303.6	209.8
77.5°	1213.2	1286.6	1561.4	2039.2	2657.7	2509.8	1852.3	786.6	349.6	211.6	163.9
80°	677.3	718.1	885.1	1034.5	1302.5	1193.8	828.7	488.8	261.0	153.5	126.4
82.5°	535.5	572.0	715.8	652.6	594.9	548.9	476.0	435.1	208.4	96.8	75.5
85°	467.7	502.5	605.8	513.8	406.4	372.6	386.7	428.3	162.1	58.4	64.6
87.5°	433.4	479.9	539.9	396.1	316.4	280.4	356.8	469.5	52.2	36.4	26.1
90°	0.0	0.0	0.0	0.0	0.0	0.0	0.0	0.0	0.0	0.0	0.0



REPORT NUMBER: P270214

CATALOG NUMBER: GWC-AF-02-LED-E1-SL4-7027-600

CANDELA DISTRIBUTION (continued):

	90°	95°	105°	115°	125°	135°	145°	155°	165°	175°	180°
0°	1025.5	1025.5	1025.5	1025.5	1025.5	1025.5	1025.5	1025.5	1025.5	1025.5	1025.5
2.5°	1013.2	1007.7	998.8	990.9	978.6	972.1	964.8	959.7	955.5	952.2	957.7
5°	981.9	971.6	952.8	932.5	908.5	889.6	873.8	859.0	848.7	841.8	846.7
7.5°	952.5	935.7	906.1	869.3	828.1	793.1	764.2	738.8	721.2	709.9	714.4
10°	935.7	914.7	869.0	811.3	750.4	695.8	650.6	611.3	584.3	568.7	571.2
12.5°	931.5	904.4	841.2	761.9	678.7	602.9	539.0	484.6	446.5	426.5	427.2
15°	934.5	899.9	815.0	714.4	609.3	513.6	433.8	367.9	323.6	300.9	300.6
17.5°	939.7	896.5	787.5	663.3	539.0	427.7	338.7	274.2	234.9	216.8	215.4
20°	945.2	890.9	756.6	608.0	465.7	348.0	265.2	214.7	189.9	180.0	179.3
22.5°	953.1	886.2	724.8	549.6	393.9	283.3	218.1	184.2	171.0	165.8	165.2
25°	965.9	883.8	690.6	488.8	329.4	237.1	189.9	169.1	161.4	158.0	157.7
27.5°	987.1	887.2	658.7	429.7	276.9	205.7	174.1	161.4	155.9	152.8	152.5
30°	1014.5	897.9	625.1	373.6	236.0	184.4	164.5	156.2	151.9	148.7	148.7
32.5°	1060.3	915.7	589.7	325.2	206.8	169.7	157.4	151.9	148.0	145.6	145.3
35°	1127.6	949.4	556.8	285.1	185.8	159.0	151.2	147.1	144.3	142.9	142.9
37.5°	1225.5	1002.6	527.6	256.2	173.2	151.9	145.3	142.2	140.4	140.4	140.4
40°	1357.0	1076.1	503.9	237.1	165.8	146.7	140.9	138.3	137.4	137.7	137.7
42.5°	1519.6	1171.6	488.0	223.6	162.5	143.5	137.7	135.6	134.7	134.2	134.7
45°	1704.7	1280.2	486.3	213.6	159.0	141.6	135.6	133.6	131.5	130.2	130.2
47.5°	1884.6	1390.3	500.4	210.3	155.2	139.1	133.9	132.0	128.7	125.8	125.8
50°	2043.6	1484.1	519.3	211.6	153.9	135.6	131.2	130.2	125.4	121.9	121.6
52.5°	2170.0	1556.3	534.9	215.8	155.2	133.3	127.7	128.1	123.0	119.1	118.8
55°	2271.4	1603.7	530.7	219.8	158.3	132.0	124.7	125.4	121.2	117.5	117.5
57.5°	2315.7	1586.1	484.9	216.4	160.7	132.2	122.3	125.0	121.6	118.1	118.1
60°	2220.5	1430.6	399.4	201.3	157.7	131.2	121.2	126.4	126.0	122.6	122.3
62.5°	1932.8	1151.9	309.8	178.9	147.1	126.0	118.4	126.0	129.8	128.7	128.5
65°	1489.6	820.5	236.7	154.9	132.6	117.5	111.3	118.1	123.2	124.7	124.3
67.5°	966.8	502.8	182.4	132.2	116.4	107.4	102.0	105.1	106.1	106.1	105.5
70°	475.4	270.7	145.3	111.3	99.9	96.8	93.8	92.0	90.3	88.9	88.9
72.5°	234.5	176.8	119.6	94.1	86.1	84.8	84.1	82.0	80.7	79.1	78.3
75°	173.5	143.9	101.7	79.3	74.2	72.9	74.2	72.5	72.1	70.7	70.1
77.5°	142.6	122.6	87.6	68.0	63.5	61.2	63.2	63.5	63.9	61.9	61.2
80°	115.7	103.8	73.1	56.4	52.2	50.5	51.8	54.5	55.2	52.2	50.8
82.5°	83.5	84.8	59.1	43.9	40.6	39.2	42.0	45.4	46.1	41.5	40.6
85°	70.1	70.7	45.4	31.3	27.8	25.7	30.3	33.6	36.0	31.6	30.5
87.5°	29.1	41.5	26.1	17.4	15.5	13.4	16.1	17.8	21.6	19.9	19.6
90°	0.0	0.0	0.0	0.0	0.0	0.0	0.0	0.0	0.0	0.0	0.0

(END OF REPORT)